

**COMPREHENSIVE CHEMICAL ANALYSIS**  
**CITY OF CHICAGO - DEPARTMENT OF WATER MANAGEMENT - BUREAU OF WATER SUPPLY**  
**WATER QUALITY DIVISION-WATER PURIFICATION LABORATORIES**  
 LABORATORY ACCREDITATION NUMBER: 100228

SAMPLES COLLECTED: March 15, 2006

PARAMETER	IEPA MCL	DETERMINED AS	STORET NUMBER	SOUTH WATER PURIFICATION PLANT				JARDINE WATER PURIFICATION PLANT				
				RAW LAKE	OUTLETS		***DISTRIBUTION	RAW LAKE	OUTLETS		***DISTRIBUTION	
					73rd Street	79th Street	SOUTH		Central	North	Central	North
TEMPERATURE		°C	00010	2	7	8	8	2	8	7	7	10
TURBIDITY	0.5	N.T.U.	82079	2.00	0.10	0.10	0.20	1.60	0.10	0.10	0.20	0.25
THRESHOLD ODOR, STRAIGHT	*3	T.O.N	00086	1M	1Cc	1Cc	1Cc	1Mm	1Cc	1Cc	1Cc	1Cc
THRESHOLD ODOR, DECHLORINATED	*3	T.O.N.			1G	1G	1G		1Mm	1Mm	1Mm	1G
COLOR	*15	Pt.-Co. Units	00080	0	0	0	0	0	0	0	0	0
pH	*6.5-8.5	STD. Units	00040	8.17	7.42	7.46	7.65	8.20	7.59	7.59	7.66	7.69
FREE CHLORINE RESIDUAL		CL <sub>2</sub> , mg/L	50064	0.00	0.90	0.93	0.74	0.00	0.91	0.96	0.69	0.64
SATURATION INDEX, LANGELIER		UNITS +/-		0.17	-0.61	0.57	-0.40	0.12	-0.49	-0.49	-0.36	-0.33
ALKALINITY, PHENOLPHTHALEIN		CaCO <sub>3</sub> , mg/L	00415	0	0	0	0	0	0	0	0	0
ALKALINITY, TOTAL		CaCO <sub>3</sub> , mg/L	00410	108	101	100	100	110	102	102	99	99
BROMIDE		Br, mg/L	71870	0.026	<0.01	<0.01	<0.01	0.027	<0.01	<0.01	<0.01	<0.01
CHLORIDE	*250	Cl, mg/L	00940	11.6	17.6	17.3	18.9	16.9	17.0	17.1	13.9	13.3
FLUORIDE	4	F, mg/L	00951	0.14	0.91	0.86	0.87	0.14	0.95	0.95	0.87	0.88
SULFATE	*250	SO <sub>4</sub> , mg/L	00945	22.3	9.9	31.3	31.5	24.0	29.3	29.3	29.0	28.0
HARDNESS		CaCO <sub>3</sub> , mg/L	00900	135	136	134	138	136	137	141	134	135
CALCIUM		Ca, mg/L	00916	34.0	34.0	34.0	35.0	33.0	33.0	33.0	33.0	33.0
MAGNESIUM		Mg, mg/L	00927	11.0	11.5	11.2	11.4	11.3	11.4	11.1	10.9	10.7
POTASSIUM		K, mg/L	00937	1.6	1.4	1.5	1.3	1.5	1.4	1.3	1.7	1.9
SODIUM		Na, mg/L	00006	6.8	9.8	9.4	10.1	9.5	9.4	9.2	7.5	7.4
SOLIDS, TOTAL DISSOLVED	*500	TDS, mg/L	00150	157	180	179	183	177	176	175	166	169
SOLIDS, TOTAL		Tot. Sol., mg/L	00500	166	189	188	191	185	187	186	175	178
TOTAL ORGANIC CARBON		NPOC, mg/L	00680	1.76	1.55	1.66	1.73	2.29	1.78	1.77	1.79	1.52
OXYGEN DEMAND, CHEMICAL		O, mg/L	00335	6	6	7	<5	6	<5	6	5	<5
NITROGEN, AMMONIA		N, mg/L	00610	o/s	o/s	o/s	o/s	o/s	o/s	o/s	o/s	o/s
NITROGEN, NITRATE	10	N, mg/L	00620	0.294	0.408	0.398	0.454	0.404	0.365	0.369	0.314	0.291
NITROGEN, NITRITE	1	N, mg/L	00615	<0.01	<0.01	<0.01	<0.01	<0.01	<0.01	<0.01	<0.01	<0.01
NITROGEN, TOTAL KJELDAHL		N, mg/L	00625	o/s	o/s	o/s	o/s	o/s	o/s	o/s	o/s	o/s
ORTHOPHOSPHATE		PO <sub>4</sub> , mg/L	00660	<0.05	0.404	0.395	0.424	<0.05	0.386	0.402	0.397	0.401
PHOSPHATE, TOTAL		PO <sub>4</sub> , mg/L	00650	<0.05	0.556	0.635	0.684	<0.05	0.641	0.659	0.666	0.650
CYANIDE, TOTAL	0.2	CN, ug/L	00720	<0.001	<0.001	<0.001	<0.001	<0.001	<0.001	<0.001	<0.001	<0.001
RADIOACTIVITY, GROSS ALPHA	15	pCi/L	01501	<1	<1	<1	<1	<1	<1	<1	<1	<1
RADIOACTIVITY, GROSS BETA	50	pCi/L	03501	<1	<1	<1	<1	<1	<1	<1	<1	<1

\* Federal/State Secondary MCL's

\*\* Action Level

\*\*\*Distribution samples are composited.

**COMPREHENSIVE CHEMICAL ANALYSIS**  
**CITY OF CHICAGO - DEPARTMENT OF WATER MANAGEMENT - BUREAU OF WATER SUPPLY**  
**WATER QUALITY DIVISION-WATER PURIFICATION LABORATORIES**  
 LABORATORY ACCREDITATION NUMBER: 100228

SAMPLES COLLECTED: March 15, 2006

PARAMETER	IEPA MCL	DETERMINED AS	STORET NUMBER	SOUTH WATER PURIFICATION PLANT				JARDINE WATER PURIFICATION PLANT				
				RAW LAKE	OUTLETS		***DISTRIBUTION	RAW LAKE	OUTLETS		***DISTRIBUTION	
					73rd Street	79th Street	South		Central	North	Central	North
ALUMINUM		Al, µg/L	01105	66	29	29	29	39	34	32	24	34
ANTIMONY	6	Sb, µg/L	01268	<1	<1	<1	<1	<1	<1	<1	<1	<1
ARSENIC	50	As, µg/L	01002	1	<1	<1	<1	1	<1	<1	<1	<1
BARIIUM	2000	Ba, µg/L	01007	22	21	21	21	22	20	21	20	20
BERYLLIUM	4	Be, µg/L	01012	<1	<1	<1	<1	<1	<1	<1	<1	<1
BORON		B, µg/L	01022	26	32	25	32	20	21	26	32	20
CADMIUM	5	Cd, µg/L	01027	<1	<1	<1	<1	<1	<1	<1	<1	<1
CHROMIUM	100	Cr, µg/L	01034	4	5	5	5	5	5	4	4	4
COBALT		Co, µg/L	01037	<1	<1	<1	<1	<1	<1	<1	<1	<1
COPPER	**1300	Cu, µg/L	01042	<3	<3	<3	<3	4	<3	<3	<3	<3
IRON	*300	Fe, µg/L	01045	54	<9	<9	18	47	<9	13	30	94
LEAD	**15	Pb, µg/L	01051	<3	<3	<3	<3	<3	<3	<3	<3	<3
LITHIUM		Li, µg/L	01132	<2	<2	<2	<2	<2	<2	<2	<2	<2
MANGANESE	*50	Mn, µg/L	01055	<3	<3	<3	<3	<3	<3	<3	<3	<3
MERCURY	2	Hg, µg/L	71900	<0.20	<0.20	<0.20	<0.20	<0.20	<0.20	<0.20	<0.20	<0.20
MOLYBDENUM		Mo, µg/L	01062	1	1	1	1	1	1	1	1	1
NICKEL	100	Ni, µg/L	01067	<1	<1	<1	1	<1	<1	<1	<1	<1
SELENIUM	50	Se, µg/L	01147	1	1	2	2	1	2	2	2	2
SILICON		Si, µg/L	01142	887	1084	1049	1088	888	958	984	1024	1003
SILVER	*100	Ag, µg/L	01077	<1	<1	<1	<1	<1	<1	<1	<1	<1
STRONTIUM		Sr, µg/L	01082	125	135	134	137	135	126	129	121	120
THALLIUM	2	Tl, µg/L	01059	<1	<1	<1	<1	<1	<1	<1	<1	<1
TITANIUM		Ti, µg/L	01152	33	33	30	28	31	30	29	29	28
VANADIUM		V, µg/L	00985	<1	<1	<1	<1	<1	<1	<1	<1	<1
ZINC	*5000	Zn, µg/L	01092	<4	<4	<4	15	4	<4	<4	23	16

\* Federal/State Secondary MCL's

\*\* Action Level

\*\*\*Distribution samples are composited.

*Henry Banks wctv*  
 Q. C. CHECKS

*R. Baith*  
 CHIEF WATER CHEMIST

*SA E H*  
 MANAGER, WATER QUALITY

*James L. ...*  
 DEPUTY COMMISSIONER

CITY OF CHICAGO - DEPARTMENT OF WATER MANAGEMENT - BUREAU OF WATER SUPPLY

WATER QUALITY DIVISION-WATER PURIFICATION LABORATORIES

LABORATORY ACCREDITATION NUMBER: 100228

SAMPLES COLLECTED:

27-Sep-06

PARAMETER	IEPA MCL	DETERMINED AS	STORET NUMBER	SOUTH WATER PURIFICATION PLANT				JARDINE WATER PURIFICATION PLANT				
				RAW LAKE	OUTLETS		***DISTRIBUTION	RAW LAKE	OUTLETS		***DISTRIBUTION	
					73rd Street	79th Street	SOUTH		Central	North	Central	North
TEMPERATURE		°C	00010	18	21	21	20	18	21	21	20	20
TURBIDITY	0.5	N.T.U.	82079	0.90	0.10	0.20	0.10	1.35	0.15	0.10	0.15	0.20
THRESHOLD ODOR, STRAIGHT	*3	T.O.N	00086	1M	1Cc	1Cc	1Cc	1M	1Cc	1Cc	1Cc	1Cc
THRESHOLD ODOR, DECHLORINATED	*3	T.O.N.			1M	1M	1M		1M	1M	1M	1M
COLOR	*15	Pt.-Co. Units	00080	0	0	0	0	0	0	0	0	0
pH	*6.5-8.5	STD. Units	00040	8.17	7.52	7.51	7.65	8.25	7.52	7.58	7.70	7.73
FREE CHLORINE RESIDUAL		CL <sub>2</sub> , mg/L	50064	0.00	1.03	1.03	0.51	0.00	0.98	0.99	0.62	0.52
SATURATION INDEX, LANGELIER		UNITS +/-		0.11	-0.61	-0.61	-0.45	0.19	-0.57	-0.50	-0.40	0.35
ALKALINITY, PHENOLPHTHALEIN		CaCO <sub>3</sub> , mg/L	00415	0	0	0	0	0	0	0	0	0
ALKALINITY, TOTAL		CaCO <sub>3</sub> , mg/L	00410	108	99	99	99	108	100	102	101	101
BROMIDE		Br, mg/L	71870	0.030	<0.01	<0.01	<0.01	0.029	<0.01	<0.01	<0.01	<0.01
CHLORIDE	*250	Cl, mg/L	00940	13.0	14.0	14.0	14.3	12.2	13.6	13.7	13.4	13.6
FLUORIDE	4	F, mg/L	00951	0.15	0.98	1.00	0.95	0.12	0.90	0.94	0.93	0.92
SULFATE	*250	SO <sub>4</sub> , mg/L	00945	23.5	28.9	29.3	28.7	22.9	28.0	28.0	27.9	27.7
HARDNESS		CaCO <sub>3</sub> , mg/L	00900	135	138	138	137	135	137	137	135	136
CALCIUM		Ca, mg/L	00916	33.0	32.6	33.2	33.0	33.1	32.9	32.6	31.9	32.3
MAGNESIUM		Mg, mg/L	00927	10.9	10.9	10.9	10.9	11.0	10.7	10.7	10.7	10.9
POTASSIUM		K, mg/L	00937	0.8	0.4	0.8	0.7	0.5	0.9	0.4	0.4	0.5
SODIUM		Na, mg/L	00006	7.5	7.5	7.3	7.4	6.7	7.0	7.1	6.9	6.9
SOLIDS, TOTAL DISSOLVED	*500	TDS, mg/L	00150	160	170	173	172	166	161	166	172	162
SOLIDS, TOTAL		Tot. Sol., mg/L	00500	2	2	14	14	10	16	10	6	6
TOTAL ORGANIC CARBON		NPOC, mg/L	00680	2.4	2.1	1.8	2.0	2.1	1.7	2.1	1.8	1.7
OXYGEN DEMAND, CHEMICAL		O, mg/L	00335	<5	<5	<5	<5	<5	<5	<5	<5	<5
NITROGEN, AMMONIA		N, mg/L	00610	o/s	o/s	o/s	o/s	o/s	o/s	o/s	o/s	o/s
NITROGEN, NITRATE	10	N, mg/L	00620	0.265	0.241	0.241	0.247	0.242	0.228	0.228	0.226	0.224
NITROGEN, NITRITE	1	N, mg/L	00615	<0.01	<0.01	<0.01	<0.01	<0.01	<0.01	<0.01	<0.01	<0.01
NITROGEN, TOTAL KJELDAHL		N, mg/L	00625	o/s	o/s	o/s	o/s	o/s	o/s	o/s	o/s	o/s
ORTHOPHOSPHATE		PO <sub>4</sub> , mg/L	00660	0.026	0.459	0.468	0.454	0.040	0.435	0.445	0.449	0.461
PHOSPHATE, TOTAL		PO <sub>4</sub> , mg/L	00650	0.056	0.907	0.922	0.905	0.087	0.861	0.876	0.892	0.914
CYANIDE, TOTAL	0.2	CN, ug/L	00720	<1	<1	1	<1	<1	<1	<1	<1	<1
RADIOACTIVITY, GROSS ALPHA	15	pCi/L	01501	<1	<1	<1	<1	<1	<1	<1	<1	<1
RADIOACTIVITY, GROSS BETA	50	pCi/L	03501	<1	<1	<1	<1	<1	<1	<1	<1	<1

\* Federal/State Secondary MCL's

\*\* Action Level

\*\*\*Distribution samples are composited.

**Distribution:**

DCBWS WQM  
 EWP Dir. WPL  
 CFE - JWPP Dir. WQSS

Orig: Chem Lab

Page 3 of 4

**COMPREHENSIVE CHEMICAL ANALYSIS**  
**CITY OF CHICAGO - DEPARTMENT OF WATER MANAGEMENT - BUREAU OF WATER SUPPLY**  
**WATER QUALITY DIVISION-WATER PURIFICATION LABORATORIES**  
 LABORATORY ACCREDITATION NUMBER: 100228

SAMPLES COLLECTED:

27-Sep-06

PARAMETER	IEPA MCL	DETERMINED AS	STORET NUMBER	SOUTH WATER PURIFICATION PLANT				JARDINE WATER PURIFICATION PLANT				
				RAW LAKE	OUTLETS		***DISTRIBUTION	RAW LAKE	OUTLETS		***DISTRIBUTION	
					73rd Street	79th Street	South		Central	North	Central	North
ALUMINUM		Al, µg/L	01105	23	93	81	74	35	89	92	81	77
ANTIMONY	6	Sb, µg/L	01268	<1	<1	<1	<1	<1	<1	<1	<1	<1
ARSENIC	10	As, µg/L	01002	1	1	1	1	1	1	1	1	1
BARIUM	2000	Ba, µg/L	01007	19	18	17	17	18	18	17	17	17
BERYLLIUM	4	Be, µg/L	01012	<1	<1	<1	<1	<1	<1	<1	<1	<1
BORON		B, µg/L	01022	26	27	27	28	43	29	27	30	30
CADMIUM	5	Cd, µg/L	01027	<1	<1	<1	<1	<1	<1	<1	<1	<1
CHROMIUM	100	Cr, µg/L	01034	5	6	6	5	5	5	5	4	3
COBALT		Co, µg/L	01037	<1	<1	<1	<1	<1	<1	<1	<1	<1
COPPER	**1300	Cu, µg/L	01042	3	<1	<1	2	7	<1	<1	2	<1
IRON	*300	Fe, µg/L	01045	15	<6	<6	20	25	<6	<6	13	83
LEAD	**15	Pb, µg/L	01051	<1	<1	<1	<1	<1	<1	<1	<1	2
LITHIUM		Li, µg/L	01132	<2	<2	<2	<2	<2	<2	<2	<2	<2
MANGANESE	*50	Mn, µg/L	01055	<1	<1	<1	1	<1	<1	<1	<1	3
MERCURY	2	Hg, µg/L	71900	<0.2	<0.2	<0.2	<0.2	<0.2	<0.2	<0.2	<0.2	<0.2
MOLYBDENUM		Mo, µg/L	01062	1	1	1	1	2	1	1	1	1
NICKEL	100	Ni, µg/L	01067	<1	<1	<1	<1	<1	<1	<1	<1	<1
SELENIUM	50	Se, µg/L	01147	<1	1	1	1	<1	1	1	1	1
SILICON		Si, µg/L	01142	690	915	897	905	736	869	868	961	952
SILVER	*100	Ag, µg/L	01077	<1	<1	<1	<1	<1	<1	<1	<1	<1
STRONTIUM		Sr, µg/L	01082	121	124	120	122	123	122	124	122	120
THALLIUM	2	Tl, µg/L	01059	<1	<1	<1	<1	<1	<1	<1	<1	<1
TITANIUM		Ti, µg/L	01152	<5	19	<5	<5	<5	<5	18	<5	<5
VANADIUM		V, µg/L	00985	2	2	2	2	2	2	2	2	1
ZINC	*5000	Zn, µg/L	01092	<4	<4	5	8	4	<4	<4	22	6

\* Federal/State Secondary MCL's

\*\* Action Level

\*\*\*Distribution samples are composited.

*Robert Smith*

*Heather S. Loh*

*SO E H*

*Demetrius Leonardo*

CHIEF WATER CHEMIST

DIRECTOR OF LABORATORIES

MANAGER, WATER QUALITY

DEPUTY COMMISSIONER

**COMPREHENSIVE CHEMICAL ANALYSIS**  
**CITY OF CHICAGO - DEPARTMENT OF WATER MANAGEMENT - BUREAU OF WATER SUPPLY**  
**WATER QUALITY DIVISION-WATER PURIFICATION LABORATORIES**  
 LABORATORY ACCREDITATION NUMBER: 100228

SAMPLES COLLECTED: December 19, 2006

PARAMETER	IEPA MCL	DETERMINED AS	STORET NUMBER	SOUTH WATER PURIFICATION PLANT				JARDINE WATER PURIFICATION PLANT				
				RAW LAKE	OUTLETS		***DISTRIBUTION	RAW LAKE	OUTLETS		***DISTRIBUTION	
					73rd Street	79th Street	SOUTH		Central	North	Central	North
TEMPERATURE		°C	00010	2	8	8	9	2	8	8	9	11
TURBIDITY	0.5	N.T.U.	82079	1.25	0.10	0.10	0.25	2.10	0.15	0.10	0.10	0.10
THRESHOLD ODOR, STRAIGHT	*3	T.O.N	00086	1M	1Cc	1Cc	1Cc	1M	1Cc	1Cc	1Cc	1Cc
THRESHOLD ODOR, DECHLORINATED	*3	T.O.N.			1M	1M	1M		1M	1M	1M	1M
COLOR	*15	Pt.-Co. Units	00080	0	0	0	0	0	0	0	0	0
pH	*6.5-8.5	STD. Units	00040	8.14	7.49	7.50	7.57	8.15	7.48	7.49	7.57	7.60
FREE CHLORINE RESIDUAL		CL <sub>2</sub> , mg/L	50064	0.00	1.06	1.04	0.76	0.00	0.99	0.99	0.89	0.90
SATURATION INDEX, LANGELIER		UNITS +/-		0.08	-0.630	0.598	-0.568	0.131	-0.618	-0.588	-0.524	-0.47
ALKALINITY, PHENOLPHTHALEIN		CaCO <sub>3</sub> , mg/L	00415	0	0	0	0	0	0	0	0	0
ALKALINITY, TOTAL		CaCO <sub>3</sub> , mg/L	00410	107	101	99	100	107	99	99	100	100
BROMIDE		Br, mg/L	71870	0.026	<0.01	<0.01	<0.01	0.026	<0.01	<0.01	<0.01	<0.01
CHLORIDE	*250	Cl, mg/L	00940	11.5	12.7	12.7	13.0	11.7	12.6	12.6	12.5	12.5
FLUORIDE	4	F, mg/L	00951	0.15	0.83	0.83	0.83	0.14	0.93	0.95	0.92	0.93
SULFATE	*250	SO <sub>4</sub> , mg/L	00945	22.5	28.8	28.7	28.8	22.8	28.5	28.5	28.6	28.4
HARDNESS		CaCO <sub>3</sub> , mg/L	00900	140	138	137	141	133	136	136	133	135
CALCIUM		Ca, mg/L	00916	32.9	32.9	32.8	32.3	32.3	32.5	32.4	32.5	32.5
MAGNESIUM		Mg, mg/L	00013	11.9	11.5	11.5	12.9	11.2	10.9	11.4	11.5	11.8
POTASSIUM		K, mg/L	00937	0.8	1.1	1.6	0.8	0.7	0.8	1.0	0.8	1.0
SODIUM		Na, mg/L	00006	6.8	7.1	7.2	7.1	6.9	7.0	7.1	6.9	6.9
SOLIDS, TOTAL DISSOLVED	*500	TDS, mg/L	00150	150	151	153	151	147	151	150	147	149
SOLIDS, TOTAL		Tot. Sol., mg/L	00500	159	161	163	161	158	160	159	157	158
TOTAL ORGANIC CARBON		NPOC, mg/L	00680	1.94	1.76	1.71	1.70	2.09	1.69	1.79	1.69	1.79
OXYGEN DEMAND, CHEMICAL		O, mg/L	00335	<5	6	<5	<5	<5	<5	<5	<5	<5
NITROGEN, AMMONIA		N, mg/L	00610	o/s	o/s	o/s	o/s	o/s	o/s	o/s	o/s	o/s
NITROGEN, NITRATE	10	N, mg/L	00620	0.257	0.253	0.254	0.296	0.257	0.252	0.252	0.390	0.264
NITROGEN, NITRITE	1	N, mg/L	00615	<0.01	<0.01	<0.01	<0.01	<0.01	<0.01	<0.01	<0.01	<0.01
NITROGEN, TOTAL KJELDAHL		N, mg/L	00625	o/s	o/s	o/s	o/s	o/s	o/s	o/s	o/s	
ORTHOPHOSPHATE		PO <sub>4</sub> , mg/L	00660	<0.05	0.386	0.390	0.395	<0.05	0.345	0.363	0.370	0.377
PHOSPHATE, TOTAL		PO <sub>4</sub> , mg/L	00650	<0.05	0.964	0.805	0.956	<0.05	0.751	0.841	0.807	0.783
CYANIDE, TOTAL	200	CN, ug/L	00720	<1	<1	<1	<1	<1	<1	<1	<1	<1
RADIOACTIVITY, GROSS ALPHA	15	pCi/L	01501	<1	<1	<1	<1	<1	<1	<1	<1	<1
RADIOACTIVITY, GROSS BETA	50	pCi/L	03501	<1	<1	<1	<1	<1	<1	<1	<1	<1

\* Federal/State Secondary MCL's

\*\* Action Level

\*\*\*Distribution samples are composited.

**Distribution:**

DC CWC: Orig

WQM

DWPL

**COMPREHENSIVE CHEMICAL ANALYSIS**  
**CITY OF CHICAGO - DEPARTMENT OF WATER MANAGEMENT - BUREAU OF WATER SUPPLY**  
**WATER QUALITY DIVISION-WATER PURIFICATION LABORATORIES**  
 LABORATORY ACCREDITATION NUMBER: 100228


SAMPLE COLLECTED: December 19, 2006

PARAMETER	IEPA MCL	DETERMINED AS	STORET NUMBER	SOUTH WATER PURIFICATION PLANT				JARDINE WATER PURIFICATION PLANT				
				RAW LAKE	OUTLETS		***DISTRIBUTION	RAW LAKE	OUTLETS		***DISTRIBUTION	
					73rd Street	79th Street	South		Central	North	Central	North
ALUMINUM		Al, µg/L	01105	37	31	34	32	81	35	36	30	30
ANTIMONY	6	Sb, µg/L	01268	<1	<1	<1	<1	<1	<1	<1	<1	<1
ARSENIC	10	As, µg/L	01002	1	<1	<1	<1	1	<1	<1	<1	<1
BARIUM	2000	Ba, µg/L	01007	21	21	21	20	21	20	20	20	20
BERYLLIUM	4	Be, µg/L	01012	<1	<1	<1	<1	<1	<1	<1	<1	<1
BORON		B, µg/L	01022	39	35	38	35	34	44	35	35	33
CADMIUM	5	Cd, µg/L	01027	<1	<1	<1	<1	<1	<1	<1	<1	<1
CHROMIUM	100	Cr, µg/L	01034	8	8	8	7	8	8	7	6	6
COBALT		Co, µg/L	01037	<1	<1	<1	<1	<1	<1	<1	<1	<1
COPPER	**1300	Cu, µg/L	01042	<1	<1	3	6	2	<1	<1	12	11
IRON	*300	Fe, µg/L	01045	20	<6	<6	15	41	<6	<6	19	18
LEAD	**15	Pb, µg/L	01051	<1	<1	<1	<1	<1	<1	<1	<1	<1
LITHIUM		Li, µg/L	01132	4	4	3	4	2	3	4	3	3
MANGANESE	*50	Mn, µg/L	01055	<1	<1	<1	<1	<1	<1	<1	<1	<1
MERCURY	2	Hg, µg/L	71900	<0.2	<0.2	<0.2	<0.2	<0.2	<0.2	<0.2	<0.2	<0.2
MOLYBDENUM		Mo, µg/L	01062	1	1	1	1	1	1	1	1	1
NICKEL	100	Ni, µg/L	01067	<1	<1	<1	<1	<1	<1	<1	<1	<1
SELENIUM	50	Se, µg/L	01147	<1	1	1	1	<1	1	1	1	1
SILICON		Si, µg/L	01142	786	956	950	1083	762	917	958	985	1054
SILVER	*100	Ag, µg/L	01077	<1	<1	<1	<1	<1	<1	<1	<1	<1
STRONTIUM		Sr, µg/L	01082	123	123	129	128	130	131	131	133	134
THALLIUM	2	Tl, µg/L	01059	<1	<1	<1	<1	<1	<1	<1	<1	<1
TITANIUM		Ti, µg/L	01152	<5	<5	<5	<5	<5	<5	<5	<5	<5
VANADIUM		V, µg/L	00985	59	59	62	67	57	65	58	57	54
ZINC	*5000	Zn, µg/L	01092	<4	<4	<4	9	<4	<4	<4	20	20

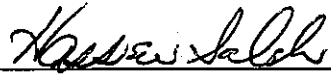
\* Federal/State Secondary MCL's

\*\* Action Level


\*\*\*Distribution samples are composited.



CHIEF WATER CHEMIST



DIRECTOR OF LABORATORIES



MANAGER OF WATER QUALITY



DEPUTY COMMISSIONER